



2018 Point-In-Time Count Results

Each January, Pierce County surveys people experiencing homelessness. This "point-in-time count" is a one-day snapshot that captures the characteristics and situations of people living here without a home.

1,628

Homeless persons counted



22%

Chronically homeless



25%

Households with children




38%

Female



10%

Victims of domestic violence



6%

Unaccompanied youth & young adults



9%

Veterans



48% People of color*

*However, people of color make up only 24% of the Pierce County population. (U.S. Census Bureau 2015)

Not all people experiencing homelessness sleep outside



46%

Emergency shelter



33%

Out of doors (street, tent, etc.)



8%

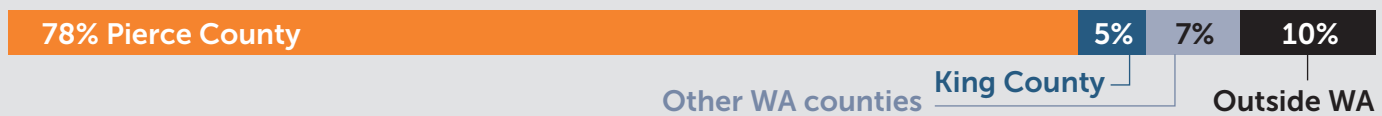
Transitional housing



13%

Vehicle, abandoned building, other

Most told us they lived in Pierce County before they became homeless

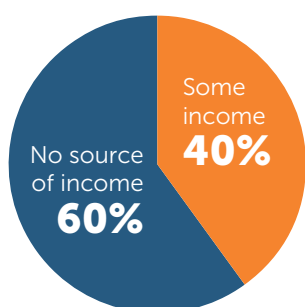


The main causes of homelessness are economic and housing-related

Survey respondents shared many causes for becoming homeless. These are the top three:

- 1.** Lack of affordable housing
- 2.** Inadequate income or employment
- 3.** Eviction

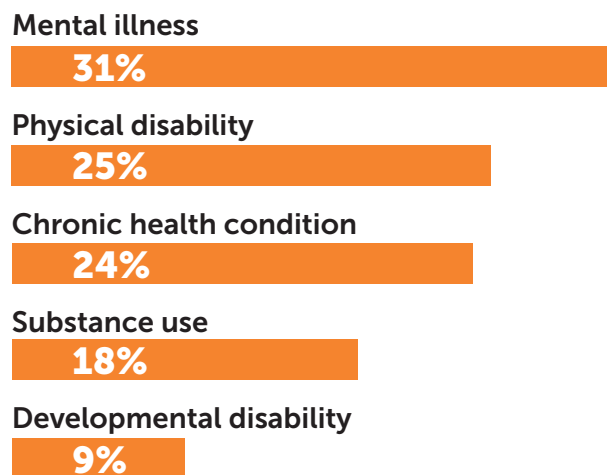
Many people experiencing homelessness have an income



40% of people who are homeless in Pierce County report at least one source of income.

Mental illness is the most commonly reported disability

Here is the breakdown of the most commonly reported disabilities. Some people reported having multiple disabilities.



For the full data set:

Visit www.piercecountywa.org/pointintime/2018data