

SUMMARY REPORT

RUN DATE:05/25/00 02:35 PM

Special Election
Pierce County, Washington
May 16, 2000

F I N A L

OFFICIAL RESULTS

#6

REPORT-EL45 PAGE 001

VOTES PERCENT

VOTES PERCENT

PRECINCTS COUNTED (OF 278) 278 100.00
REGISTERED VOTERS - TOTAL 71,767
BALLOTS CAST - TOTAL 27,330
VOTER TURNOUT - TOTAL 38.08

Orting School District No. 344 Proposition No. 1
(WITH 34 OF 34 PRECINCTS COUNTED)
LEVY YES 1,353 67.72
LEVY NO 645 32.28

P

Clover Park School District No. 400 Proposition No. 1
(WITH 117 OF 117 PRECINCTS COUNTED)
LEVY YES 6,464 61.89
LEVY NO 3,981 38.11

P

Bethel School District No. 403 Proposition No. 1
(WITH 135 OF 135 PRECINCTS COUNTED)
BONDS YES 7,928 55.63
BONDS NO 6,323 44.37

F

Auburn School District No. 408 Proposition No. 1
(WITH 2 OF 2 PRECINCTS COUNTED)
BONDS YES 14 53.85 +5,830 = 5,844 59.43%
BONDS NO 12 46.15 +3,978 = 3,990

F

Pierce County Fire Protection District No. 13
Proposition No. 1
(WITH 2 OF 2 PRECINCTS COUNTED)

YES 436 73.40
NO 158 26.60

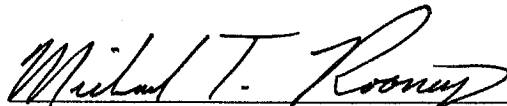
P

TOTAL ABSENTEES & SPECIAL BALLOTS: 23,101
TOTAL POLL VOTES: 4,229

OATH OF COUNTY AUDITOR OR SUPERVISOR OF ELECTION

TATE OF WASHINGTON,)
) ss.
COUNTY OF PIERCE)

I solemnly swear that the returns of the **Special Election** held on **May 16, 2000** in Pierce County, State of Washington, have been in no wise altered by additions or erasures and that they are the same as when deposited in my office.


FOR County Auditor or Supervisor of Elections

Subscribed and sworn to before me this 26th day of May, 2000

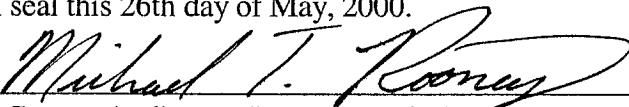

for Chairperson, Pierce County Council

CERTIFICATION OF THE CANVASSING BOARD

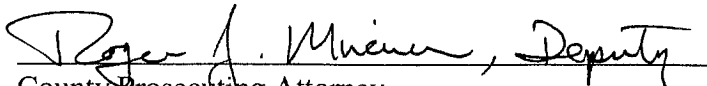
STATE OF WASHINGTON,)
) ss.
COUNTY OF PIERCE)

The undersigned officers designated by law as constituting the Canvassing Board for the County of Pierce, State of Washington, hereby certify this is a full, true and correct copy of the Abstract of Votes cast at the **Special Election** held on **May 16, 2000**, in **Pierce County**, State of Washington. The total number of registered voters in all precincts was **71,767** and the total number of votes cast in said precincts was **27,330**.

Witness our hands and official seal this 26th day of May, 2000.


FOR. County Auditor or Supervisor of Elections

Chairperson, Pierce County Council


County Prosecuting Attorney

01 = REGISTERED VOTERS - TOTAL
02 = BALLOTS CAST - TOTAL

(CONTINUED)
TOTAL 71,767
% 27,330
WITH 278 OF 278 PRECINCTS REPORTING
03 = VOTER TURNOUT - TOTAL

TOTAL 38.08 %

| 01 | 02 | 03 | TOTAL | % |
|-------------|------|----|-------|---|
| 0062 02-062 | 693 | 30 | 4.33 | |
| 0063 02-063 | 649 | 44 | 6.78 | |
| 0064 02-064 | 595 | 35 | 5.88 | |
| 0065 02-065 | 834 | 53 | 6.35 | |
| 0066 02-066 | 678 | 42 | 6.19 | |
| 0067 02-067 | 553 | 53 | 9.58 | |
| 0068 02-068 | 1126 | 87 | 7.73 | |
| 0069 02-069 | 618 | 32 | 5.18 | |
| 0070 02-070 | 962 | 68 | 7.07 | |
| 0071 02-071 | 394 | 30 | 7.61 | |
| 0072 02-072 | 946 | 65 | 6.87 | |
| 0073 02-073 | 464 | 25 | 5.39 | |
| 0074 02-074 | 219 | 6 | 2.74 | |
| 0076 02-076 | 749 | 51 | 6.81 | |
| 0077 02-077 | 516 | 16 | 3.10 | |
| 0078 02-078 | 696 | 38 | 5.46 | |
| 0079 02-079 | 516 | 30 | 5.81 | |
| 0080 02-080 | 840 | 49 | 5.83 | |
| 0082 02-082 | 166 | 8 | 4.82 | |
| 0083 02-083 | 1065 | 88 | 8.26 | |
| 0084 02-084 | 360 | 4 | 1.11 | |
| 0104 20-104 | 114 | 14 | 14.52 | |
| 0105 20-105 | 273 | 12 | 4.40 | |
| 0107 20-107 | 88 | 3 | 3.41 | |
| 0119 20-119 | 81 | 4 | 4.94 | |
| 0125 20-125 | 287 | 17 | 5.92 | |
| 0126 20-126 | 35 | 1 | 2.86 | |
| 0251 25-251 | 171 | 9 | 5.26 | |
| 0257 25-257 | 344 | 18 | 5.23 | |
| 0258 25-258 | 81 | 0 | . | |
| 0622 28-622 | 693 | 38 | 5.48 | |
| 0623 28-623 | 546 | 49 | 8.97 | |
| 0624 28-624 | 640 | 55 | 8.59 | |
| 0625 28-625 | 683 | 33 | 4.83 | |
| 0626 28-626 | 459 | 57 | 12.42 | |
| 0627 28-627 | 505 | 24 | 4.75 | |
| 0628 28-628 | 479 | 36 | 7.52 | |
| 0629 28-629 | 572 | 45 | 7.87 | |
| 0630 28-630 | 415 | 25 | 6.02 | |
| 0631 28-631 | 111 | 2 | 1.80 | |
| 0632 28-632 | 825 | 32 | 3.88 | |
| 0633 28-633 | 287 | 8 | 2.79 | |
| 0634 28-634 | 902 | 54 | 5.99 | |
| 0635 28-635 | 608 | 40 | 6.58 | |
| 0636 28-636 | 520 | 29 | 5.58 | |
| 0637 28-637 | 475 | 30 | 6.32 | |
| 0638 28-638 | 61 | 2 | 3.28 | |

01 = REGISTERED VOTERS - TOTAL
02 = BALLOTS CAST - TOTAL

(CONTINUED)
TOTAL 71,767
% 27,330
WITH 278 OF 278 PRECINCTS REPORTING
03 = VOTER TURNOUT - TOTAL

TOTAL 38.08 %

| | 01 | 02 | 03 | |
|-------------------------|-----|-----|-------|--|
| 0639 28-639 | 707 | 55 | 7.78 | |
| 0641 28-641 | 461 | 36 | 7.81 | |
| 0642 28-642 | 698 | 67 | 9.60 | |
| 0643 28-643 | 426 | 36 | 8.45 | |
| 0644 28-644 | 370 | 21 | 5.68 | |
| 0645 28-645 | 476 | 40 | 8.40 | |
| 0646 28-646 | 550 | 48 | 8.73 | |
| 0647 28-647 | 472 | 46 | 9.75 | |
| 0648 28-648 | 545 | 40 | 7.34 | |
| 0649 28-649 | 505 | 66 | 13.07 | |
| 0650 28-650 | 555 | 45 | 8.11 | |
| 0651 28-651 | 562 | 48 | 8.54 | |
| 0652 28-652 | 481 | 28 | 5.82 | |
| 0653 28-653 | 548 | 26 | 4.74 | |
| 0654 28-654 | 326 | 6 | 1.84 | |
| 0655 28-655 | 783 | 20 | 2.55 | |
| 0656 28-656 | 518 | 16 | 3.09 | |
| 0658 28-658 | 547 | 17 | 3.11 | |
| 0659 28-659 | 355 | 15 | 4.23 | |
| 0660 28-660 | 453 | 27 | 5.96 | |
| 0661 28-661 | 544 | 45 | 8.27 | |
| 0662 28-662 | 454 | 26 | 5.73 | |
| 0663 28-663 | 376 | 28 | 7.45 | |
| 0664 28-664 | 426 | 44 | 10.33 | |
| 0665 28-665 | 387 | 32 | 8.27 | |
| 0666 28-666 | 637 | 34 | 5.34 | |
| 0667 28-667 | 659 | 32 | 4.86 | |
| 0748 29-748 | 441 | 0 | .00 | |
| 0774 29-774 | 400 | 1 | .25 | |
| 0776 29-776 | 46 | 0 | .00 | |
| 0782 29-782 | 57 | 2 | 3.51 | |
| 0786 29-786 | 12 | 0 | .00 | |
| 0790 29-790 | 6 | 0 | .00 | |
| 0792 29-792 | 261 | 13 | 4.98 | |
| 0793 29-793 | 617 | 4 | .65 | |
| 0794 29-794 | 461 | 6 | 1.30 | |
| 1002 02-002 ABS TYPE 2 | 0 | 32 | .00 | |
| 1004 02-004 ABS TYPE 4 | 0 | 11 | .00 | |
| 1006 02-006 ABS TYPE 6 | 0 | 68 | .00 | |
| 1007 02-007 ABS TYPE 7 | 0 | 74 | .00 | |
| 1008 02-008 ABS TYPE 8 | 0 | 54 | .00 | |
| 1009 02-009 ABS TYPE 9 | 0 | 99 | .00 | |
| 1010 02-010 ABS TYPE 10 | 0 | 258 | .00 | |
| 1011 02-011 ABS TYPE 11 | 0 | 141 | .00 | |
| 1012 02-012 ABS TYPE 12 | 0 | 207 | .00 | |
| 1013 02-013 ABS TYPE 13 | 0 | 158 | .00 | |
| 1014 02-014 ABS TYPE 14 | 0 | 7 | .00 | |

01 = REGISTERED VOTERS - TOTAL
02 = BALLOTS CAST - TOTAL

(CONTINUED)
TOTAL 71,767
27,330
%
WITH 278 OF 278 PRECINCTS REPORTING
03 = VOTER TURNOUT - TOTAL
TOTAL 38.08
%

| | 01 | 02 | 03 | |
|-----------------|----|-----|-------|--|
| 1015 02-015 ABS | 0 | 237 | | |
| 1016 02-016 ABS | 0 | 179 | | |
| 1017 02-017 ABS | 0 | 136 | | |
| 1018 02-018 ABS | 0 | 145 | | |
| 1019 02-019 ABS | 0 | 291 | | |
| 1020 02-020 ABS | 0 | 299 | | |
| 1021 02-021 ABS | 0 | 171 | | |
| 1022 02-022 ABS | 0 | 263 | | |
| 1023 02-023 ABS | 0 | 183 | | |
| 1024 02-024 ABS | 0 | 130 | | |
| 1025 02-025 ABS | 0 | 122 | | |
| 1026 02-026 ABS | 0 | 154 | | |
| 1027 02-027 ABS | 0 | 264 | | |
| 1028 02-028 ABS | 0 | 265 | | |
| 1029 02-029 ABS | 0 | 236 | | |
| 1030 02-030 ABS | 0 | 352 | | |
| 1031 02-031 ABS | 0 | 292 | | |
| 1032 02-032 ABS | 0 | 310 | | |
| 1033 02-033 ABS | 0 | 186 | | |
| 1034 02-034 ABS | 0 | 382 | | |
| 1035 02-035 ABS | 0 | 14 | | |
| 1037 02-037 ABS | 0 | 207 | | |
| 1038 02-038 ABS | 0 | 366 | | |
| 1039 02-039 ABS | 0 | 68 | | |
| 1040 02-040 ABS | 0 | 236 | | |
| 1042 02-042 VBM | 2 | 2 | 100.0 | |
| 1043 02-043 ABS | 0 | 200 | | |
| 1044 02-044 ABS | 0 | 336 | | |
| 1045 02-045 ABS | 0 | 275 | | |
| 1047 02-047 ABS | 0 | 87 | | |
| 1048 02-048 ABS | 0 | 120 | | |
| 1049 02-049 ABS | 0 | 386 | | |
| 1050 02-050 ABS | 0 | 142 | | |
| 1051 02-051 VBM | 85 | 48 | 56.47 | |
| 1052 02-052 VBM | 1 | 0 | | |
| 1054 02-054 ABS | 0 | 18 | | |
| 1055 02-055 VBM | 82 | 29 | 35.37 | |
| 1059 02-059 ABS | 0 | 2 | | |
| 1060 02-060 ABS | 0 | 85 | | |
| 1061 02-061 ABS | 0 | 290 | | |
| 1062 02-062 ABS | 0 | 205 | | |
| 1063 02-063 ABS | 0 | 214 | | |
| 1064 02-064 ABS | 0 | 198 | | |
| 1065 02-065 ABS | 0 | 309 | | |
| 1066 02-066 ABS | 0 | 256 | | |
| 1067 02-067 ABS | 0 | 166 | | |
| 1068 02-068 ABS | 0 | 371 | | |

01 = REGISTERED VOTERS - TOTAL
02 = BALLOTS CAST - TOTAL

(CONTINUED) WITH 278 OF 278 PRECINCTS REPORTING
TOTAL %
71,767
27,330
03 = VOTER TURNOUT - TOTAL
TOTAL %
38.08

| | 01 | 02 | 03 |
|--------------------------|-----|-----|-------|
| 1069 02-069 ABS TYPE 69 | 0 | 219 | |
| 1070 02-070 ABS TYPE 70 | 0 | 318 | |
| 1071 02-071 ABS TYPE 71 | 0 | 135 | |
| 1072 02-072 ABS TYPE 72 | 0 | 287 | |
| 1073 02-073 ABS TYPE 73 | 0 | 123 | |
| 1074 02-074 ABS TYPE 74 | 0 | 86 | |
| 1076 02-076 ABS TYPE 76 | 0 | 248 | |
| 1077 02-077 ABS TYPE 77 | 0 | 182 | |
| 1078 02-078 ABS TYPE 78 | 0 | 184 | |
| 1079 02-079 ABS TYPE 79 | 0 | 166 | |
| 1080 02-080 ABS TYPE 80 | 0 | 228 | |
| 1081 02-081 VBM TYPE 81 | 18 | 4 | 22.22 |
| 1082 02-082 ABS TYPE 82 | 0 | 52 | |
| 1083 02-083 ABS TYPE 83 | 0 | 330 | |
| 1084 02-084 ABS TYPE 84 | 0 | 56 | |
| 1104 20-104 ABS TYPE 104 | 0 | 238 | |
| 1105 20-105 ABS TYPE 105 | 0 | 109 | |
| 1107 20-107 ABS TYPE 107 | 0 | 22 | |
| 1110 20-110 VBM TYPE 110 | 31 | 12 | 38.71 |
| 1111 20-111 VBM TYPE 111 | 12 | 3 | 25.00 |
| 1119 20-119 ABS TYPE 119 | 0 | 26 | |
| 1125 20-125 ABS TYPE 125 | 0 | 105 | |
| 1126 20-126 ABS TYPE 126 | 0 | 10 | |
| 1247 25-247 VBM TYPE 247 | 9 | 6 | 66.67 |
| 1251 25-251 ABS TYPE 251 | 0 | 59 | |
| 1257 25-257 ABS TYPE 257 | 0 | 100 | |
| 1258 25-258 ABS TYPE 258 | 0 | 27 | |
| 1259 25-259 VBM TYPE 259 | 122 | 52 | 42.62 |
| 1622 28-622 ABS TYPE 622 | 0 | 334 | |
| 1623 28-623 ABS TYPE 623 | 0 | 284 | |
| 1624 28-624 ABS TYPE 624 | 0 | 302 | |
| 1625 28-625 ABS TYPE 625 | 0 | 225 | |
| 1626 28-626 ABS TYPE 626 | 0 | 194 | |
| 1627 28-627 ABS TYPE 627 | 0 | 143 | |
| 1628 28-628 ABS TYPE 628 | 0 | 194 | |
| 1629 28-629 ABS TYPE 629 | 0 | 213 | |
| 1630 28-630 ABS TYPE 630 | 0 | 169 | |
| 1631 28-631 ABS TYPE 631 | 0 | 27 | |
| 1632 28-632 ABS TYPE 632 | 0 | 250 | |
| 1633 28-633 ABS TYPE 633 | 0 | 97 | |
| 1634 28-634 ABS TYPE 634 | 0 | 246 | |
| 1635 28-635 ABS TYPE 635 | 0 | 241 | |
| 1636 28-636 ABS TYPE 636 | 0 | 222 | |
| 1637 28-637 ABS TYPE 637 | 0 | 185 | |
| 1638 28-638 ABS TYPE 638 | 0 | 18 | |
| 1639 28-639 ABS TYPE 639 | 0 | 244 | |
| 1641 28-641 ABS TYPE 641 | 0 | 137 | |

01 = REGISTERED VOTERS - TOTAL
02 = BALLOTS CAST - TOTAL

(CONTINUED)
TOTAL % WITH 278 OF 278 PRECINCTS REPORTING
TOTAL %
71,767
27,330
03 = VOTER TURNOUT - TOTAL
TOTAL %
38.08

| 01 | 02 | 03 | | | |
|------|--------|-----|-----|-----|-------|
| 1642 | 28-642 | ABS | 0 | 263 | |
| 1643 | 28-643 | ABS | 0 | 120 | |
| 1644 | 28-644 | ABS | 0 | 113 | |
| 1645 | 28-645 | ABS | 0 | 170 | |
| 1646 | 28-646 | ABS | 0 | 204 | |
| 1647 | 28-647 | ABS | 0 | 220 | |
| 1648 | 28-648 | ABS | 0 | 267 | |
| 1649 | 28-649 | ABS | 0 | 178 | |
| 1650 | 28-650 | ABS | 0 | 204 | |
| 1651 | 28-651 | ABS | 0 | 233 | |
| 1652 | 28-652 | ABS | 0 | 162 | |
| 1653 | 28-653 | ABS | 0 | 123 | |
| 1654 | 28-654 | ABS | 0 | 98 | |
| 1655 | 28-655 | ABS | 0 | 231 | |
| 1656 | 28-656 | ABS | 0 | 161 | |
| 1657 | 28-657 | VBM | 148 | 35 | 23.65 |
| 1658 | 28-658 | ABS | 0 | 160 | |
| 1659 | 28-659 | ABS | 0 | 63 | |
| 1660 | 28-660 | ABS | 0 | 166 | |
| 1661 | 28-661 | ABS | 0 | 254 | |
| 1662 | 28-662 | ABS | 0 | 181 | |
| 1663 | 28-663 | ABS | 0 | 179 | |
| 1664 | 28-664 | ABS | 0 | 124 | |
| 1665 | 28-665 | ABS | 0 | 143 | |
| 1666 | 28-666 | ABS | 0 | 347 | |
| 1667 | 28-667 | ABS | 0 | 135 | |
| 1668 | 28-668 | VBM | 1 | 0 | |
| 1672 | 28-672 | VBM | 23 | 9 | 39.13 |
| 1748 | 29-748 | ABS | 0 | 118 | |
| 1764 | 29-764 | VBM | 2 | 0 | |
| 1774 | 29-774 | ABS | 0 | 55 | |
| 1775 | 29-775 | VBM | 24 | 6 | 25.00 |
| 1776 | 29-776 | ABS | 0 | 8 | |
| 1782 | 29-782 | ABS | 0 | 8 | |
| 1786 | 29-786 | ABS | 0 | 3 | |
| 1790 | 29-790 | ABS | 0 | 2 | |
| 1792 | 29-792 | ABS | 0 | 92 | |
| 1793 | 29-793 | ABS | 0 | 105 | |
| 1794 | 29-794 | ABS | 0 | 92 | |
| 1815 | 30-815 | VBM | 721 | 282 | 39.11 |
| 1816 | 30-816 | VBM | 742 | 313 | 42.18 |
| 1840 | 31-840 | VBM | 30 | 15 | 50.00 |
| 1870 | 31-870 | VBM | 25 | 11 | 44.00 |

RUN DATE:05/25/00 02:43 PM

Orting School District No. 344 Proposition No. 1

WITH 34 OF 34 PRECINCTS REPORTING

01 = LEVY YES

01 02
VOTES PERCENT
1,353 67.72

02 = LEVY NO

VOTES PERCENT
645 52.28

| | | | |
|-------------|-----|-----|-----|
| 0043 02-043 | | 5 | 2 |
| 0044 02-044 | | 6 | 5 |
| 0045 02-045 | | 21 | 12 |
| 0047 02-047 | | 22 | 0 |
| 0048 02-048 | | 11 | 3 |
| 0049 02-049 | | 140 | 24 |
| 0050 02-050 | | 55 | 16 |
| 0054 02-054 | | 0 | 0 |
| 0059 02-059 | | 0 | 0 |
| 0060 02-060 | | 11 | 4 |
| 0072 02-072 | | 0 | 0 |
| 0104 20-104 | | 90 | 24 |
| 0105 20-105 | | 11 | 1 |
| 0119 20-119 | | 0 | 0 |
| 0126 20-126 | | 0 | 0 |
| 1042 02-042 | VBM | 1 | 1 |
| 1043 02-043 | ABS | 11 | 12 |
| 1044 02-044 | ABS | 32 | 15 |
| 1045 02-045 | ABS | 91 | 75 |
| 1047 02-047 | ABS | 66 | 21 |
| 1048 02-048 | ABS | 71 | 49 |
| 1049 02-049 | ABS | 272 | 113 |
| 1050 02-050 | ABS | 110 | 32 |
| 1051 02-051 | VBM | 26 | 22 |
| 1052 02-052 | VBM | 0 | 0 |
| 1054 02-054 | ABS | 11 | 7 |
| 1055 02-055 | VBM | 10 | 19 |
| 1059 02-059 | ABS | 1 | 1 |
| 1060 02-060 | ABS | 51 | 37 |
| 1072 02-072 | ABS | 0 | 0 |
| 1104 20-104 | ABS | 141 | 97 |
| 1105 20-105 | ABS | 70 | 38 |
| 1119 20-119 | ABS | 17 | 15 |
| 1126 20-126 | ABS | 0 | 0 |

Clover Park School District No. 400 Proposition No. 1 WITH 117 OF 117 PRECINCTS REPORTING

01 = LEVY YES

01 02
VOTES PERCENT
6,464 61.89

02 = LEVY NO

VOTES PERCENT
3,981 38.11

| | | | |
|-------------|--|----|---|
| 0002 02-002 | | 0 | 0 |
| 0004 02-004 | | 0 | 0 |
| 0006 02-006 | | 11 | 8 |
| 0007 02-007 | | 0 | 0 |

OFFICIAL CANVASS

Special Election
Pierce County, Washington
May 16, 2000

REPORT-EL52 PAGE 0008

RUN DATE:05/25/00 02:43 PM

Clover Park School District No. 400 Proposition No. 1 WITH 117 OF 117 PRECINCTS REPORTING

01 = LEVY YES

VOTES PERCENT
6,464 61.89

02 = LEVY NO

VOTES PERCENT
3,981 38.11

| | 01 | 02 |
|-------------|----|----|
| 0084 02-084 | 0 | 0 |
| 0622 28-622 | 23 | 15 |
| 0623 28-623 | 44 | 5 |
| 0624 28-624 | 49 | 6 |
| 0625 28-625 | 21 | 12 |
| 0626 28-626 | 44 | 13 |
| 0627 28-627 | 19 | 5 |
| 0628 28-628 | 29 | 7 |
| 0629 28-629 | 41 | 4 |
| 0630 28-630 | 17 | 8 |
| 0631 28-631 | 0 | 0 |
| 0632 28-632 | 26 | 6 |
| 0633 28-633 | 6 | 2 |
| 0634 28-634 | 46 | 8 |
| 0635 28-635 | 31 | 9 |
| 0636 28-636 | 23 | 6 |
| 0637 28-637 | 17 | 13 |
| 0638 28-638 | 0 | 0 |
| 0639 28-639 | 41 | 14 |
| 0641 28-641 | 28 | 8 |
| 0642 28-642 | 46 | 21 |
| 0643 28-643 | 22 | 14 |
| 0644 28-644 | 12 | 9 |
| 0645 28-645 | 27 | 13 |
| 0646 28-646 | 39 | 9 |
| 0647 28-647 | 34 | 12 |
| 0648 28-648 | 30 | 10 |
| 0649 28-649 | 55 | 11 |
| 0650 28-650 | 40 | 5 |
| 0651 28-651 | 41 | 7 |
| 0652 28-652 | 17 | 11 |
| 0653 28-653 | 24 | 2 |
| 0654 28-654 | 3 | 3 |
| 0655 28-655 | 15 | 5 |
| 0656 28-656 | 11 | 5 |
| 0658 28-658 | 13 | 4 |
| 0659 28-659 | 13 | 2 |
| 0660 28-660 | 24 | 3 |
| 0661 28-661 | 35 | 10 |
| 0662 28-662 | 21 | 5 |
| 0663 28-663 | 21 | 7 |
| 0664 28-664 | 34 | 10 |
| 0665 28-665 | 22 | 10 |
| 0666 28-666 | 25 | 9 |
| 0667 28-667 | 15 | 17 |
| 0748 29-748 | 0 | 0 |
| 0774 29-774 | 0 | 0 |

OFFICIAL CANVASS

Special Election
Pierce County, Washington
May 16, 2000

RUN DATE:05/25/00 02:43 PM

REPORT-EL52

PAGE 0009

Clover Park School District No. 400 Proposition No. 1 WITH 117 OF 117 PRECINCTS REPORTING

01 = LEVY YES

VOTES PERCENT
6,464 61.89

02 = LEVY NO

VOTES PERCENT
3,981 38.11

0776 29-776 ABS TYPE 2
0782 29-782 ABS TYPE 4
0786 29-786 ABS TYPE 6
0793 29-793 ABS TYPE 7
0794 29-794 ABS TYPE 84
1002 02-002 ABS TYPE 2
1004 02-004 ABS TYPE 4
1006 02-006 ABS TYPE 6
1007 02-007 ABS TYPE 7
1084 02-084 ABS TYPE 84
1622 28-622 ABS TYPE 622
1623 28-623 ABS TYPE 623
1624 28-624 ABS TYPE 624
1625 28-625 ABS TYPE 625
1626 28-626 ABS TYPE 626
1627 28-627 ABS TYPE 627
1628 28-628 ABS TYPE 628
1629 28-629 ABS TYPE 629
1630 28-630 ABS TYPE 630
1631 28-631 ABS TYPE 631
1632 28-632 ABS TYPE 632
1633 28-633 ABS TYPE 633
1634 28-634 ABS TYPE 634
1635 28-635 ABS TYPE 635
1636 28-636 ABS TYPE 636
1637 28-637 ABS TYPE 637
1638 28-638 ABS TYPE 638
1639 28-639 ABS TYPE 639
1641 28-641 ABS TYPE 641
1642 28-642 ABS TYPE 642
1643 28-643 ABS TYPE 643
1644 28-644 ABS TYPE 644
1645 28-645 ABS TYPE 645
1646 28-646 ABS TYPE 646
1647 28-647 ABS TYPE 647
1648 28-648 ABS TYPE 648
1649 28-649 ABS TYPE 649
1650 28-650 ABS TYPE 650
1651 28-651 ABS TYPE 651
1652 28-652 ABS TYPE 652
1653 28-653 ABS TYPE 653
1654 28-654 ABS TYPE 654
1655 28-655 ABS TYPE 655
1656 28-656 ABS TYPE 656
1657 28-657 VBM TYPE 657
1658 28-658 ABS TYPE 658
1659 28-659 ABS TYPE 659

01 02

0 0
0 0
0 0
3 1
0 0
35 3
6 5
44 24
70 9
54 6
200 133
187 96
172 130
155 70
125 69
98 45
125 69
114 99
114 99
99 70
16 13
148 101
64 33
146 100
130 111
131 91
106 79
15 5
129 115
70 67
138 125
62 58
61 52
75 95
103 101
130 89
155 112
111 67
134 70
135 98
76 86
76 86
67 56
55 43
149 82
84 82
24 77
92 11
44 68
19 19

RUN DATE:05/25/00 02:43 PM

Clover Park School District No. 400 Proposition No. 1 WITH 117 OF 117 PRECINCTS REPORTING

01 = LEVY YES

VOTES PERCENT
6,464 61.89

02 = LEVY NO

VOTES PERCENT
3,981 38.11

| 01 | 02 |
|-----------------|----------|
| 1660 28-660 ABS | TYPE 660 |
| 1661 28-661 ABS | TYPE 661 |
| 1662 28-662 ABS | TYPE 662 |
| 1663 28-663 ABS | TYPE 663 |
| 1664 28-664 ABS | TYPE 664 |
| 1665 28-665 ABS | TYPE 665 |
| 1666 28-666 ABS | TYPE 666 |
| 1667 28-667 ABS | TYPE 667 |
| 1668 28-668 VBM | TYPE 668 |
| 1672 28-672 VBM | TYPE 672 |
| 1748 29-748 ABS | TYPE 748 |
| 1764 29-764 VBM | TYPE 764 |
| 1774 29-774 ABS | TYPE 774 |
| 1775 29-775 VBM | TYPE 775 |
| 1776 29-776 ABS | TYPE 776 |
| 1782 29-782 ABS | TYPE 782 |
| 1786 29-786 ABS | TYPE 786 |
| 1793 29-793 ABS | TYPE 793 |
| 1794 29-794 ABS | TYPE 794 |

Bethel School District No. 403 Proposition No. 1 WITH 135 OF 135 PRECINCTS REPORTING

01 = BONDS YES

VOTES PERCENT
7,928 55.63

02 = BONDS NO

VOTES PERCENT
6,323 44.37

| 01 | 02 |
|-------------|-------|
| 0008 02-008 | 1 5 |
| 0009 02-009 | 17 3 |
| 0010 02-010 | 22 9 |
| 0011 02-011 | 20 15 |
| 0012 02-012 | 16 9 |
| 0013 02-013 | 14 2 |
| 0014 02-014 | 0 0 |
| 0015 02-015 | 21 17 |
| 0016 02-016 | 39 14 |
| 0017 02-017 | 27 7 |
| 0018 02-018 | 28 7 |
| 0019 02-019 | 13 13 |
| 0020 02-020 | 28 13 |
| 0021 02-021 | 19 2 |
| 0022 02-022 | 36 13 |
| 0023 02-023 | 20 2 |
| 0024 02-024 | 28 11 |
| 0025 02-025 | 34 10 |
| 0026 02-026 | 24 8 |

OFFICIAL CANVASS

Special Election
Pierce County, Washington
May 16, 2000

REPORT-EL52 PAGE 0011

RUN DATE:05/25/00 02:43 PM

Bethel School District No. 403 Proposition No. 1 WITH 135 OF 135 PRECINCTS REPORTING

| | 01 = BONDS YES | | 02 = BONDS NO | | VOTES PERCENT | | VOTES PERCENT | |
|-------------|----------------|----|---------------|----|---------------|-------|---------------|-------|
| | 01 | 02 | 01 | 02 | 7,928 | 55.63 | 6,323 | 44.37 |
| 0027 02-027 | 17 | 8 | | | | | | |
| 0028 02-028 | 43 | 16 | | | | | | |
| 0029 02-029 | 31 | 26 | | | | | | |
| 0030 02-030 | 44 | 8 | | | | | | |
| 0031 02-031 | 62 | 11 | | | | | | |
| 0032 02-032 | 57 | 17 | | | | | | |
| 0033 02-033 | 10 | 3 | | | | | | |
| 0034 02-034 | 61 | 11 | | | | | | |
| 0035 02-035 | 0 | 0 | | | | | | |
| 0037 02-037 | 27 | 3 | | | | | | |
| 0038 02-038 | 25 | 15 | | | | | | |
| 0039 02-039 | 0 | 0 | | | | | | |
| 0040 02-040 | 42 | 8 | | | | | | |
| 0043 02-043 | 22 | 10 | | | | | | |
| 0044 02-044 | 33 | 11 | | | | | | |
| 0045 02-045 | 31 | 12 | | | | | | |
| 0061 02-061 | 48 | 19 | | | | | | |
| 0062 02-062 | 23 | 7 | | | | | | |
| 0063 02-063 | 37 | 7 | | | | | | |
| 0064 02-064 | 28 | 7 | | | | | | |
| 0065 02-065 | 37 | 16 | | | | | | |
| 0066 02-066 | 35 | 9 | | | | | | |
| 0067 02-067 | 29 | 24 | | | | | | |
| 0068 02-068 | 59 | 28 | | | | | | |
| 0069 02-069 | 19 | 13 | | | | | | |
| 0070 02-070 | 48 | 20 | | | | | | |
| 0071 02-071 | 20 | 10 | | | | | | |
| 0072 02-072 | 50 | 15 | | | | | | |
| 0073 02-073 | 16 | 9 | | | | | | |
| 0074 02-074 | 3 | 3 | | | | | | |
| 0076 02-076 | 38 | 13 | | | | | | |
| 0077 02-077 | 7 | 9 | | | | | | |
| 0078 02-078 | 19 | 19 | | | | | | |
| 0079 02-079 | 18 | 12 | | | | | | |
| 0080 02-080 | 27 | 22 | | | | | | |
| 0082 02-082 | 2 | 6 | | | | | | |
| 0083 02-083 | 77 | 11 | | | | | | |
| 0107 20-107 | 1 | 2 | | | | | | |
| 0125 20-125 | 10 | 8 | | | | | | |
| 0126 20-126 | 0 | 0 | | | | | | |
| 0251 25-251 | 8 | 1 | | | | | | |
| 0257 25-257 | 15 | 3 | | | | | | |
| 0258 25-258 | 0 | 0 | | | | | | |
| 0786 29-786 | 0 | 0 | | | | | | |
| 0790 29-790 | 0 | 0 | | | | | | |
| 0792 29-792 | 11 | 2 | | | | | | |
| 1008 02-008 | 30 | 24 | | | | | | |

OFFICIAL CANVASS

Special Election
Pierce County, Washington
May 16, 2000

RUN DATE:05/25/00 02:43 PM

Bethel School District No. 403 Proposition No. 1

WITH 135 OF 135 PRECINCTS REPORTING

REPORT-EL52 PAGE 0012

01 = BONDS YES

VOTES PERCENT
7,928 55.63

02 = BONDS NO

VOTES PERCENT
6,323 44.37

| Ballot ID | Ballot Type | 01 (Bonds Yes) | 02 (Bonds No) |
|-----------|--------------------|----------------|---------------|
| 1009 | 02-009 ABS TYPE 9 | 57 | 42 |
| 1010 | 02-010 ABS TYPE 10 | 129 | 129 |
| 1011 | 02-011 ABS TYPE 11 | 85 | 56 |
| 1012 | 02-012 ABS TYPE 12 | 107 | 100 |
| 1013 | 02-013 ABS TYPE 13 | 94 | 63 |
| 1014 | 02-014 ABS TYPE 14 | 6 | 3 |
| 1015 | 02-015 ABS TYPE 15 | 146 | 91 |
| 1016 | 02-016 ABS TYPE 16 | 95 | 84 |
| 1017 | 02-017 ABS TYPE 17 | 65 | 71 |
| 1018 | 02-018 ABS TYPE 18 | 77 | 68 |
| 1019 | 02-019 ABS TYPE 19 | 167 | 124 |
| 1020 | 02-020 ABS TYPE 20 | 182 | 117 |
| 1021 | 02-021 ABS TYPE 21 | 93 | 78 |
| 1022 | 02-022 ABS TYPE 22 | 131 | 132 |
| 1023 | 02-023 ABS TYPE 23 | 108 | 75 |
| 1024 | 02-024 ABS TYPE 24 | 75 | 55 |
| 1025 | 02-025 ABS TYPE 25 | 71 | 51 |
| 1026 | 02-026 ABS TYPE 26 | 85 | 69 |
| 1027 | 02-027 ABS TYPE 27 | 120 | 144 |
| 1028 | 02-028 ABS TYPE 28 | 134 | 131 |
| 1029 | 02-029 ABS TYPE 29 | 101 | 135 |
| 1030 | 02-030 ABS TYPE 30 | 195 | 157 |
| 1031 | 02-031 ABS TYPE 31 | 175 | 117 |
| 1032 | 02-032 ABS TYPE 32 | 154 | 156 |
| 1033 | 02-033 ABS TYPE 33 | 95 | 91 |
| 1034 | 02-034 ABS TYPE 34 | 196 | 185 |
| 1035 | 02-035 ABS TYPE 35 | 8 | 6 |
| 1037 | 02-037 ABS TYPE 37 | 120 | 87 |
| 1038 | 02-038 ABS TYPE 38 | 228 | 138 |
| 1039 | 02-039 ABS TYPE 39 | 46 | 31 |
| 1040 | 02-040 ABS TYPE 40 | 122 | 113 |
| 1043 | 02-043 ABS TYPE 43 | 100 | 77 |
| 1044 | 02-044 ABS TYPE 44 | 98 | 191 |
| 1045 | 02-045 ABS TYPE 45 | 71 | 38 |
| 1061 | 02-061 ABS TYPE 61 | 139 | 151 |
| 1062 | 02-062 ABS TYPE 62 | 118 | 87 |
| 1063 | 02-063 ABS TYPE 63 | 108 | 106 |
| 1064 | 02-064 ABS TYPE 64 | 103 | 95 |
| 1065 | 02-065 ABS TYPE 65 | 173 | 136 |
| 1066 | 02-066 ABS TYPE 66 | 146 | 110 |
| 1067 | 02-067 ABS TYPE 67 | 78 | 88 |
| 1068 | 02-068 ABS TYPE 68 | 192 | 179 |
| 1069 | 02-069 ABS TYPE 69 | 99 | 120 |
| 1070 | 02-070 ABS TYPE 70 | 160 | 158 |
| 1071 | 02-071 ABS TYPE 71 | 65 | 70 |
| 1072 | 02-072 ABS TYPE 72 | 151 | 133 |
| 1073 | 02-073 ABS TYPE 73 | 50 | 73 |

Bethel School District No. 403 Proposition No. 1

| | | |
|----------------|---------------|-------------------------------------|
| 01 = BONDS YES | 02 = BONDS NO | WITH 135 OF 135 PRECINCTS REPORTING |
| VOTES PERCENT | VOTES PERCENT | |
| 7,928 55.63 | 6,323 44.37 | |

| | | | |
|-----------------|----------|-----|-----|
| 1074 02-074 ABS | TYPE 74 | 39 | 47 |
| 1076 02-076 ABS | TYPE 76 | 125 | 123 |
| 1077 02-077 ABS | TYPE 77 | 98 | 83 |
| 1078 02-078 ABS | TYPE 78 | 73 | 111 |
| 1079 02-079 ABS | TYPE 79 | 80 | 86 |
| 1080 02-080 ABS | TYPE 80 | 88 | 140 |
| 1081 02-081 VBM | TYPE 81 | 3 | 1 |
| 1082 02-082 ABS | TYPE 82 | 26 | 26 |
| 1083 02-083 ABS | TYPE 83 | 194 | 136 |
| 1107 20-107 ABS | TYPE 107 | 3 | 18 |
| 1110 20-110 VBM | TYPE 110 | 6 | 6 |
| 1111 20-111 VBM | TYPE 111 | 1 | 2 |
| 1125 20-125 ABS | TYPE 125 | 53 | 60 |
| 1126 20-126 ABS | TYPE 126 | 0 | 0 |
| 1247 25-247 VBM | TYPE 247 | 2 | 4 |
| 1251 25-251 ABS | TYPE 251 | 28 | 31 |
| 1257 25-257 ABS | TYPE 257 | 59 | 41 |
| 1258 25-258 ABS | TYPE 258 | 17 | 10 |
| 1259 25-259 VBM | TYPE 259 | 40 | 12 |
| 1786 29-786 ABS | TYPE 786 | 0 | 0 |
| 1790 29-790 ABS | TYPE 790 | 2 | 1 |
| 1792 29-792 ABS | TYPE 792 | 48 | 44 |

Auburn School District No. 408 Proposition No. 1

| | | |
|----------------|---------------|---------------------------------|
| 01 = BONDS YES | 02 = BONDS NO | WITH 2 OF 2 PRECINCTS REPORTING |
| VOTES PERCENT | VOTES PERCENT | |
| 14 53.85 | 12 46.15 | |

| | | | |
|-----------------|----------|----|----|
| 1840 31-840 VBM | TYPE 840 | 01 | 02 |
| 1870 31-870 VBM | TYPE 870 | 12 | 3 |
| | | 2 | 9 |

Pierce County Fire Protection District No. 13 Proposition No. 1

| | | |
|---------------|---------------|---------------------------------|
| 01 = YES | 02 = NO | WITH 2 OF 2 PRECINCTS REPORTING |
| VOTES PERCENT | VOTES PERCENT | |
| 436 73.40 | 158 26.60 | |

| | | | |
|-----------------|----------|-----|----|
| 1815 30-815 VBM | TYPE 815 | 01 | 02 |
| 1816 30-816 VBM | TYPE 816 | 199 | 82 |
| | | 237 | 76 |