

SUMMARY REPORT

Special Election
Pierce County, Washington
April 25, 2000

REPORT-EL45 PAGE 001

Final Results

RUN DATE:05/04/00 12:13 PM

PRECINCTS COUNTED (OF 14)	14	100.00
REGISTERED VOTERS - TOTAL	2,026	
BALLOTS CAST - TOTAL	743	
VOTER TURNOUT - TOTAL	36.67	


Yelm Community Schools District No. 2 Proposition No. 1		
(WITH 14 OF 14 PRECINCTS COUNTED)		
LEVY YES	474	63.88
LEVY NO	268	36.12

Absentees Counted - 607

OATH OF COUNTY AUDITOR OR SUPERVISOR OF ELECTION

STATE OF WASHINGTON,)
) ss.
COUNTY OF PIERCE)

I solemnly swear that the returns of the **Special Election** held on **April 25, 2000** in Pierce County, State of Washington, have been in no wise altered by additions or erasures and that they are the same as when deposited in my office.


County Auditor or Supervisor of Elections

Subscribed and sworn to before me this 5th day of May, 2000



Chairperson, Pierce County Council

CERTIFICATION OF THE CANVASSING BOARD


STATE OF WASHINGTON,)
) ss.
COUNTY OF PIERCE)

The undersigned officers designated by law as constituting the Canvassing Board for the County of Pierce, State of Washington, hereby certify this is a full, true and correct copy of the Abstract of Votes cast at the **Special Election** held on **May 5, 2000**, in **Pierce County**, State of Washington. The total number of registered voters in all precincts was **2,026** and the total number of votes cast in said precincts was **743**.

Witness our hands and official seal this 5th day of May, 2000.


County Auditor or Supervisor of Elections


Chairperson, Pierce County Council


County Prosecuting Attorney

Special Election
Pierce County, Washington
April 25, 2000

ABSTRACT OF VOTES

REPORT-EL52

PAGE 0001

01 = REGISTERED VOTERS - TOTAL
02 = BALLOTS CAST - TOTAL

TOTAL 2,026
743

WITH 14 OF 14 PRECINCTS REPORTING
03 = VOTER TURNOUT - TOTAL

TOTAL 36.67 %

	01	02	03	
0077 02-077	41	0	0	
0078 02-078	35	5	14.29	
0079 02-079	23	2	8.70	
0080 02-080	27	3	11.11	
0081 02-081	964	71	7.37	
0110 20-110	834	54	6.47	
0111 20-111	102	1	.98	
1077 02-077 ABS	0	6		
1078 02-078 ABS	0	7		
1079 02-079 ABS	0	13		
1080 02-080 ABS	0	6		
1081 02-081 ABS	0	297		
1110 20-110 ABS	0	236		
1111 20-111 ABS	0	42		

Final

OFFICIAL CANVASS

Special Election
Pierce County, Washington
April 25, 2000

ABSTRACT OF VOTES

REPORT-EL52

PAGE 0002

RUN DATE:05/04/00 01:17 PM

Yelm Community Schools District No. 2 Proposition No. 1

WITH 14 OF 14 PRECINCTS REPORTING

01 = LEVY YES

VOTES PERCENT
474 63.88

02 = LEVY NO

VOTES PERCENT
268 36.12

	01	02
0077 02-077	0	0
0078 02-078	0	0
0079 02-079	0	0
0080 02-080	0	0
0081 02-081	58	13
0110 20-110	44	10
0111 20-111	0	0
1077 02-077 ABS	3	3
1078 02-078 ABS	11	1
1079 02-079 ABS	13	2
1080 02-080 ABS	4	5
1081 02-081 ABS	169	127
1110 20-110 ABS	147	89
1111 20-111 ABS	25	18

The following actions were taken
to protect voter secrecy

- 02-078 Moved 5 votes to 1078
- 02-079 Moved 2 votes to 1079
- 02-080 Moved 3 votes to 1080
- 20-111 Moved 1 vote to 1111